



# Downloading RHPL Overdrive eBooks to Your Tablet / iPad / iPhone / iPod Touch

## Installing and Setting Up the OverDrive App

1. Search the App Store for **OverDrive** and install the free app
2. Open the **OverDrive** app once it has finished installing
3. You will be prompted to sign up for an **Overdrive Account**. Enter your name, email address, and create a password. Then tap **Sign Up** to acknowledge you are over 13 and to complete your account registration.
4. Swipe from left to right to open the **Home Menu**, then tap **Add a Library** and type in your zip code. Select **RHPL** from the list to go to the eBook website. *(If you tap the star next to MetroNet, this site will automatically be saved and you will not have to search for it again.)*
5. You will now be redirected to the **MetroNet mobile website**. At the top right of the screen, **sign in** to your account by selecting RHPL from the drop down list and then entering your library card number. *(Select **Remember me on this device** if you want your card number to be saved for the future)*

**Enter your details:**

Name

Email address

Email again

**Set a password:**  
Your password must be at least 8 characters.

Password

Email me recommendations, feature announcements and other library news.

By clicking "Sign up," you are confirming that you're 13 or older and agreeing to the [Terms and Conditions](#).

## Selecting Your Checkout Length

1. Once you are logged, tap the **Person icon** at the top center of the screen and then tap **Settings** near the bottom of the screen.
2. Ebooks check out for 7, 10, 14, or 21 days. Select your checkout length and tap **Done**.

+ Add a library

Bookshelf

OverDrive One

Settings

### Lending periods

Set your lending period preference for each format.

eBook:  7 days  10 days  14 days  21 days

Audiobook:  7 days  10 days  14 days  21 days

## Finding a book

1. Once you are logged, tap the **Magnifying Glass icon** at the top right of the screen and then tap **Advanced Search** just below the search box that appears.
2. Type in the title or author.
3. Change the format to **OverDrive EPUB (ebook)** or **OverDrive MP3 Audiobook** (audiobook). If you would like to find a book that is checked in right now, tap the box next to **Show only titles with copies available**.

Member Libraries Sign Out

Metro Net Library Consortium

Search...

Advanced Search

All Subjects

EPUB eBook

All Languages

All Publishers

All Awards

Levels

Interest Level: All to All

ATOS Level: All to All

Lexia® Measure: All to All


Reading Level: All to All

Show only titles with copies available

Search Clear

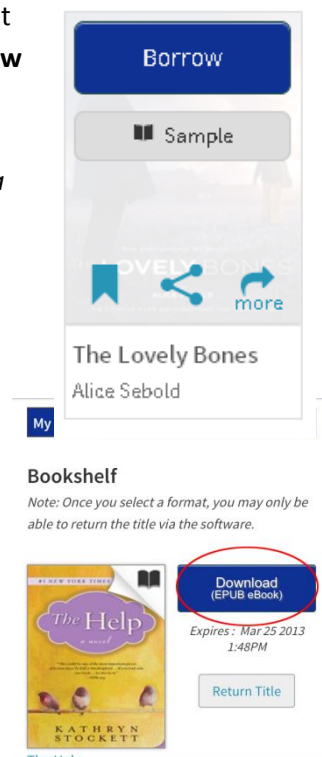
## Checking out an eBook

1. Look through the book covers that appear. Once you have found a book that you would like to check out, tap on the book cover and then tap on the **Borrow** button.



**Note:** If the book is not available, you will see a grey book icon in the top right. You may place a hold on this by tapping on the **Place a Hold** button and then entering your email address.

1. Tap on the **Download** button next to the book you have selected. Select **OverDrive EPUB Book**. Then tap **Confirm & Download**. Your eBook will download automatically. When finished, tap on the **Menu** button in the top left of the screen and then tap on **Bookshelf**. The book will appear in the OverDrive app with an icon indicating how many days remain in the checkout period.
2. Tap the book to begin reading.



If you have any questions or need additional assistance with this process, please call us at 248-650-7130 or fill out our [Support Request Form](#) online.



# Downloading RHPL Freading eBooks to Your Tablet / iPad / iPhone / iPod Touch

## About Freading



Freading is an always available ebook store. Library cardholders receive four tokens per week to download books. Each book costs one, two or four tokens and can be renewed after the initial two week check out period for a lesser token price. Books downloaded from Freading are in the EPUB and PDF format and can be read on tablet and touch devices, such as an iPad or iPhone.

## Downloading the Freading App

1. On your Apple device, go to the App Store
2. Search for **Freading** and download the free app

## Logging in

1. Open your device's web browser and enter [rhpl.freading.com](http://rhpl.freading.com) in the address bar
2. Click **Log In** at the top of the screen
3. Enter your library card number and PIN (usually the last 4 digits of your phone number)



Welcome to the Freading log in page

How Freading works:

Upon logging in with your credentials from your library, you will see a splash page come up, with an easy 1-2-3 guide to enjoying eBooks.

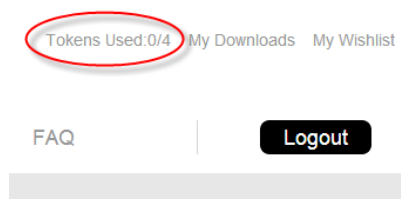
- In the upper right corner of the site, you will see information regarding your account. Specifically, you will see an allotment of "tokens", which is a virtual currency that you can redeem for eBook downloads. It will say 2/2, or some other configuration, which means you have 2 tokens for this week, and you have 2 tokens remaining.
- Different books cost different token amounts. The token amount required for a book is labeled clearly on the book display. Unused tokens roll over to the following week. Every 4 weeks, unused tokens expire.
- The library may have an overall token redemption limit. If they do, you might not be able to download books, but you will be able to queue up for the following week to do so.

Card Number:

Pin:

## Finding an ebook

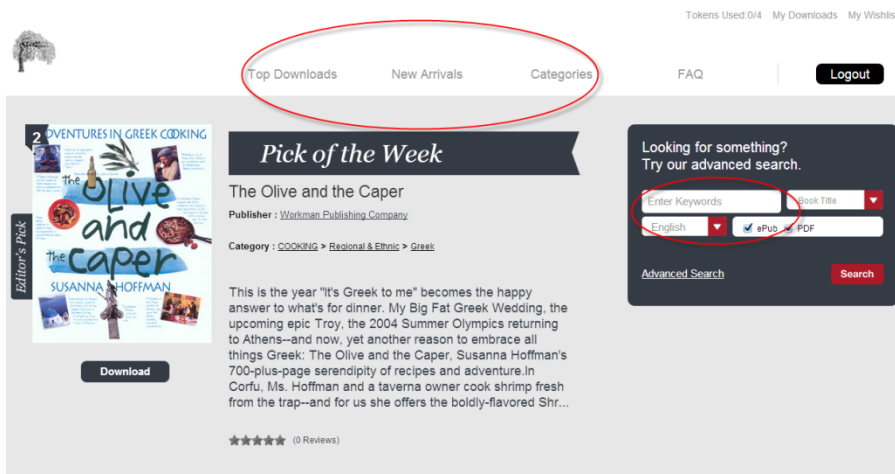
1. eBooks from Freading cost 1, 2, or 4 tokens and check out for 2 weeks at a time. Library cardholders receive 4 tokens per week that can be carried over for up to one month. Remaining tokens for your account are displayed at the top of the screen.
2. To see how many tokens a book costs, look at the top left corner of the book cover.



[Download EPUB](#)

Cost 4 tokens

- To search for an eBook in Freading, you can browse by **Top Downloads, New Arrivals, Categories** or you can enter the title or author of a book in the search bar at the right of the screen.
- Click on any book cover to read a summary and description of the book.



## Downloading

- Once you have found a book that you would like to check out, click **Download EPUB** or **Download PDF**, which is located directly below the book cover.
- When asked where to download the file, select the Freading app. You may be asked to authorize your device. To do so, log in with your Adobe ID. If you do not have an Adobe ID, register for one at Adobe.com.
- After downloading, you will be able to open the ebook in the Freading app



If you have any questions or need additional assistance with this process, please call us at 248-650-7130 or fill out our [Support Request Form](#) online.